

Automated Reporting

Click-of-a-button compliance
reports and analytics



Contents

Introduction	3
Tailored reports for compliance and internal processes	4
Quickly diagnose what happened and why	5
Example weekly air quality report	6
Our clients	7
Commonly asked questions	8
Contact us	9

Introduction

Spend more time on higher value-creating activities.

Instantly generated reports save your team hours of data collection and processing time.

With all your data in a single organised location, access reports easily and make important decisions faster and more effectively.



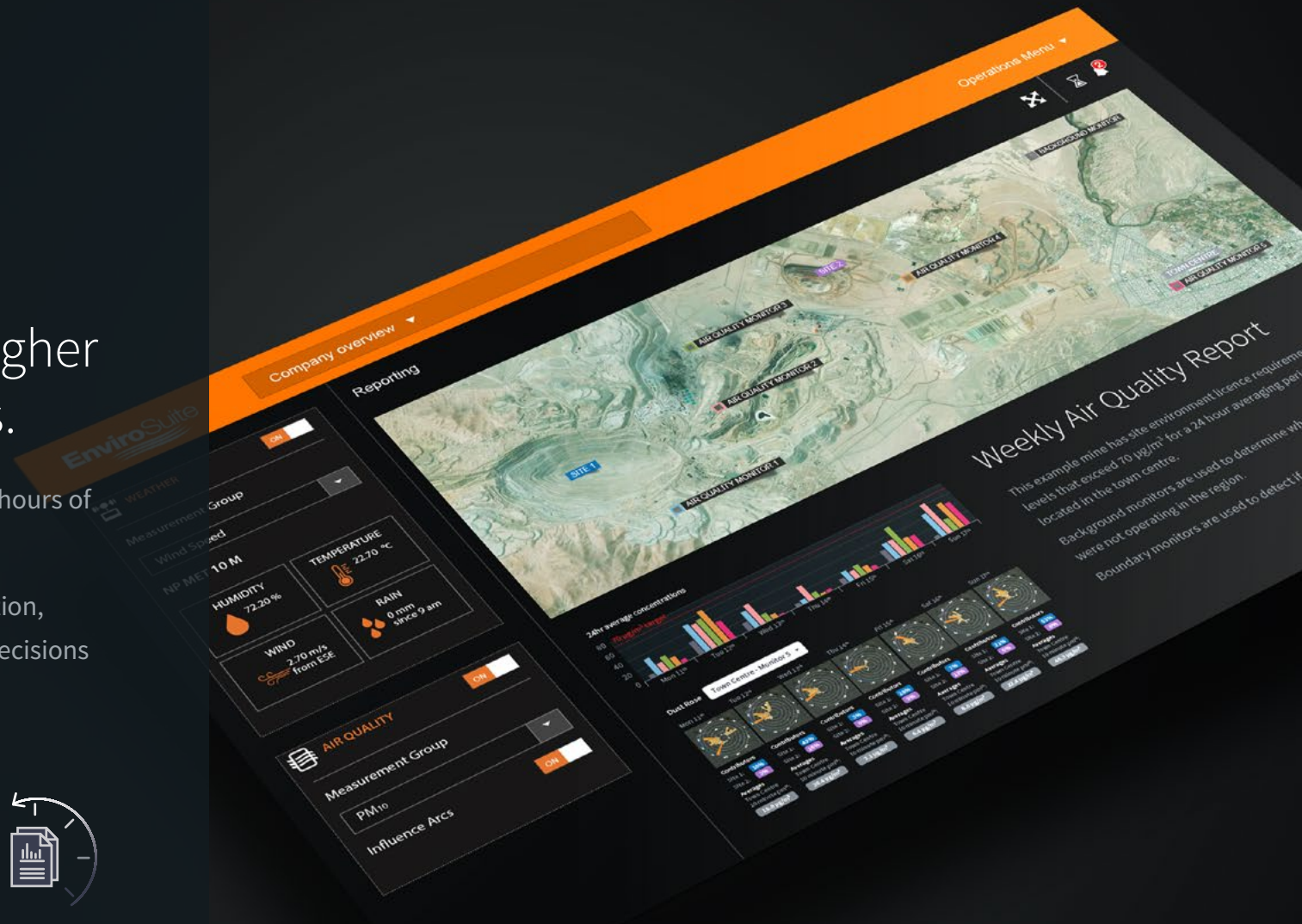
Tailored reports for compliance and internal processes



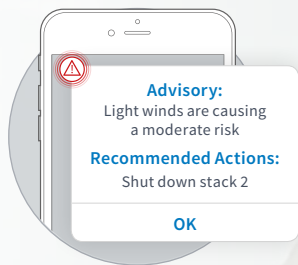
Reports for Investigation of incidents



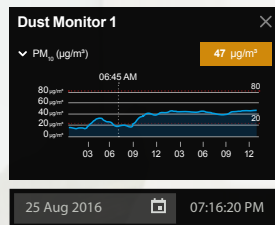
A record of all historical data in one place




Tailored reports for compliance and internal processes



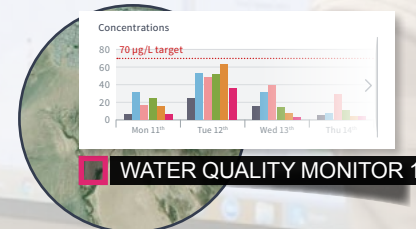
Recommended Actions



Data Trend Reports



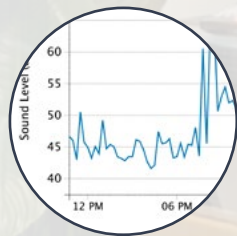
Risk Forecasts



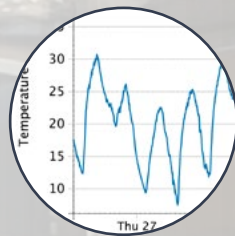
Water Quality Report



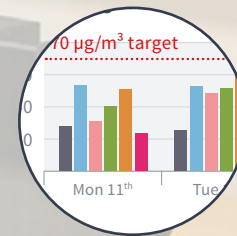
Pollution Rose



Noise Report

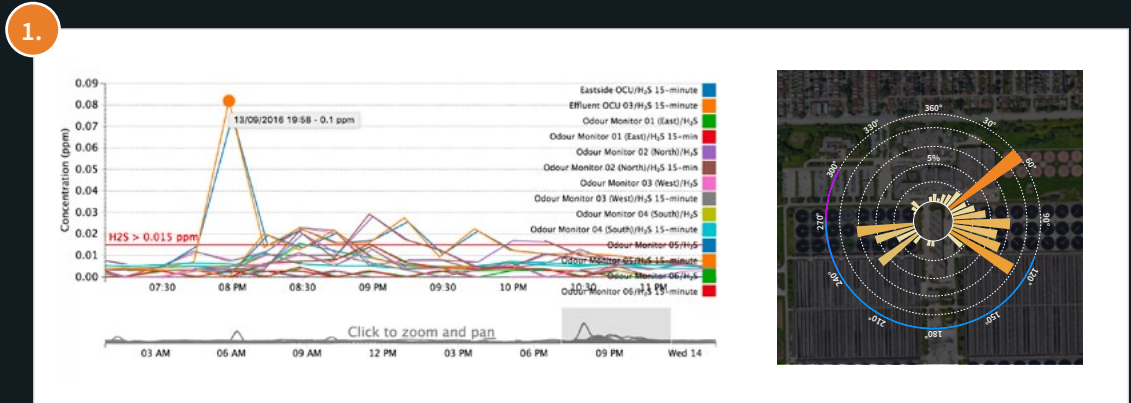


Weather Report




24hr Average Concentrations

Quickly diagnose what happened and why



Detailed reports at the click of a button make investigation of incidents fast and accurate.



1. Trend reports and pollution roses can quickly identify incidents or anomalies which require further investigation to determine the cause. In the example opposite the report shows unusually high readings on 13th September 2016 at 19:58
2. A look back at the monitors for that time and date indicates the area at which the incident occurs
3. Historical odour and wind models reveal the extent of the issue and how it played out





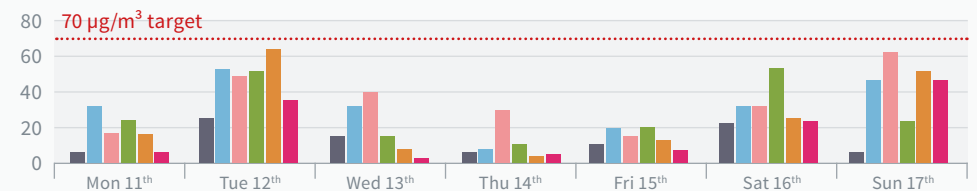
Example: Air Quality Report

This example mine has site environment licence requirements to report weekly on dust levels that exceed $70 \mu\text{g}/\text{m}^3$ for a 24-hour averaging period at the dust monitors located in the town centre.

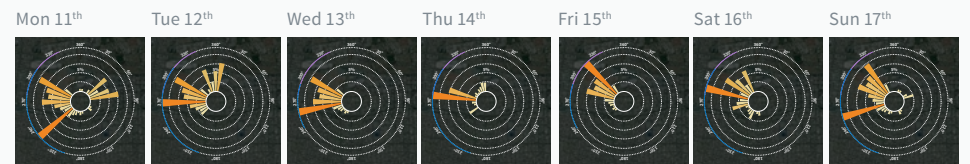
Background monitors are used to determine what the dust levels are if mines were not operating in the region.

Boundary monitors are used to detect if dust is going off site.

24-hr average concentrations



Dust Rose Town Centre - Monitor 5



Day	Mon 11 th	Tue 12 th	Wed 13 th	Thu 14 th	Fri 15 th	Sat 16 th	Sun 17 th
Contributors							
Site 1:	18%	42%	3%	28%	7%	21%	63%
Site 2:	3%	18%	0%	9%	12%	6%	6%
Averages							
Town Centre							
10 minute PM_{10} :	18.8 $\mu\text{g}/\text{m}^3$	38.4 $\mu\text{g}/\text{m}^3$	3.1 $\mu\text{g}/\text{m}^3$	6.4 $\mu\text{g}/\text{m}^3$	8.8 $\mu\text{g}/\text{m}^3$	22.4 $\mu\text{g}/\text{m}^3$	46.3 $\mu\text{g}/\text{m}^3$

World leading software backed by scientific expertise

EnviroSuite is an integral part of operations for a range of well known businesses across Asia-Pacific, Europe and the Americas.



Some commonly asked questions

Do you supply monitoring equipment?

Many of EnviroSuite's features can be accessed without the need for new hardware. Where hardware is required, EnviroSuite can be integrated with your existing monitoring network or something suitable for your situation can be recommended. We are not financially affiliated with hardware providers so we will recommend a solution that is best to meet your challenges.

Where is the data stored – is it secure?

EnviroSuite runs on Amazon Web Services (AWS). EnviroSuite uses stringent security protocols to protect your data, similar to those used by financial institutions. Our Data Security fact sheet describes these policies further.

Is there ongoing support?

Yes, as a SaaS product EnviroSuite comes with a support service to ensure that any of the rare issues that might occur are expertly and quickly addressed. The system reliability is excellent, and support is usually directed to help explain some of the many useful features that are available.

EnviroSuite can also be delivered as a bundled service, whereby our partners can deliver any monitoring hardware, data comms or associated consulting as part of a vertical solution package.

How do I install EnviroSuite?

EnviroSuite does not require any installation. All you need is an internet connection and your PC, tablet or smartphone.

How is EnviroSuite different from other compliance software solutions?

EnviroSuite goes beyond compliance software. The power of EnviroSuite is in the capture, storage and analysis of real-time data and forecasting abilities, giving it unique application to evolving operational issues. In addition to compliance, the user has powerful tools to respond quickly to alerts, minimise or avoid off-site impacts and hence, be a good neighbour.

Can you really predict environmental impacts?

Yes. Many environmental impacts are driven by the weather and with our site-specific, high resolution weather forecasting tools, we can predict not only the weather but related impacts such as water quality, air quality and odour before they happen so that you can take action before incidents and events occur.

Where does EnviroSuite get its “forecast” data, and what is its accuracy?

Weather forecasts are automatically generated using the internationally-recognised WRF mesoscale

meteorological model. Since EnviroSuite uses AWS to run the modeling system, EnviroSuite can achieve higher resolution model outputs than are typically possible otherwise. EnviroSuite meteorologists validate model results regularly to ensure optimum accuracy and performance. Model configurations are set by experienced meteorologists.

What does it cost and what is the potential ROI?

The financial benefits of EnviroSuite vary according to the nature of the risks being managed. The benefits comprise tangible effects such as reduced operating costs or improved scheduling, and intangibles such as improved social licence to operate.

As an example, for an outlay of \$100,000 per year per site (excluding initial monitoring system installation) an EnviroSuite solution across two wastewater treatment plants produced a \$700,000 return in one year through improved odor management, reduced plant operating costs, efficient complaints resolution, and avoided degradation to asset health. This did not include any of the intangible benefits of improved community relations, for example.

Can past data be readily accessed?

Yes, archived data is easily accessible via on-screen timeline analysis or automated reports or can be exported to other applications.

Next Steps?

Get in touch to arrange
a demonstration today

For sales enquiries

enquiries@envirosuite.com

Interested in our partner program?

partners@envirosuite.com